

Dear Parents and Carers,

We are excited to launch Sound Waves our new spelling program for all students K-6. Sound Waves uses synthetic phonics to explicitly and systematically teach students how sounds (phonemes) are represented by letter/s (graphemes) to form written words. Sound Waves encourages students to learn to spell using the four areas of spelling knowledge:

- **Phonological** – using sound-letter relationships
- **Visual** – using memory of the visual features of a word
- **Morphological** – using parts of words to build word families
- **Etymological** – using word origins and derivations.

Each week students will be introduced to a new phoneme and will explore the range of graphemes that can be used to represent that sound. They will have access to a set of list or extension words that align with the sound they are studying and they will engage in a variety of word play activities using these words. The list or extension words and associated activities will vary depending on their year level.

Successful spelling relies on an understanding that words can be constructed from meaningful parts. Sound Waves will focus on developing students' ability to hear the sounds in unfamiliar words and apply their understanding of the phoneme / grapheme relationship to spell them correctly.

As part of this program all students will have access to soundwaves online...

[Sound Waves Student Login - Firefly Online \(fireflyeducation.com.au\)](https://fireflyeducation.com.au)

Sound Waves 4 Online	like197
----------------------	---------

Using a generic year specific code listed above students can log on to gain access to their spelling words and a range of activities in which they can engage for homework. These include...

- **The List and Extension Words** – Teachers will inform students which words to work with

List Words

[Back to Unit 2](#) | [Next: Segmenting Tool](#)

List Words

Extension List Words

black
best
bring
been
better
buy
before

blue
baby
rubbed
began
brother
beside

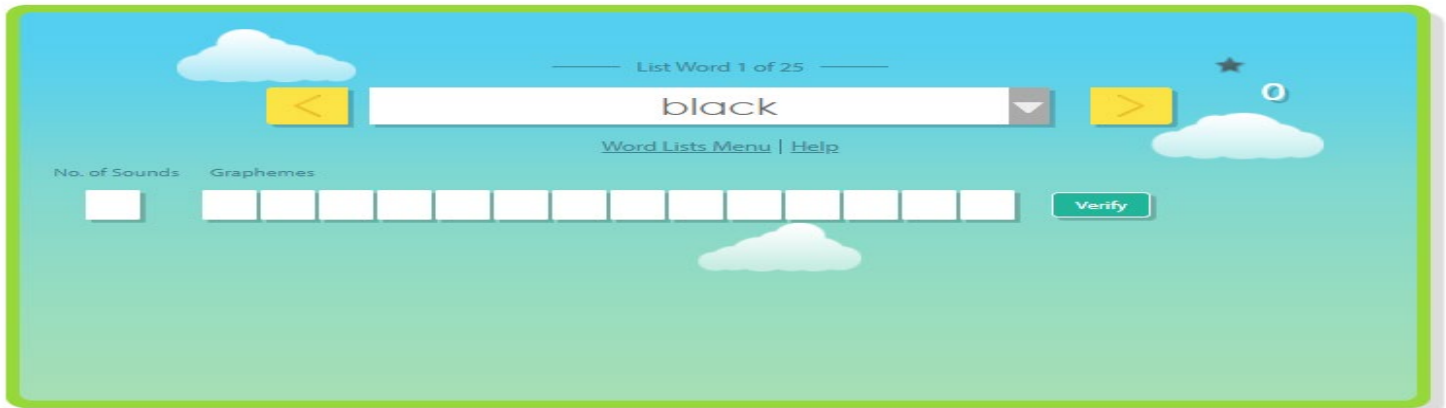
table
break
broke
build
built
behind

birthday
breakfast
bought
believe
because
beautiful

- **The Segmenting Tool** – where students can practice segmenting their words into individual phonemes

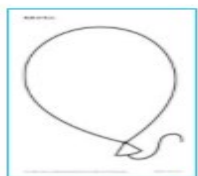
Segmenting Tool

Back to Unit 2



- **A Variety of Black Line Masters** – you are welcome to print and engage with

Continued on...




Balloon
A1



Balloon Quiz
EX1




Design the Best
Birthday Breakfast
Table
EX2




Match Up: Words to
Antonyms
GM1



Match Up: List Word
Beginnings and
Endings
GM2



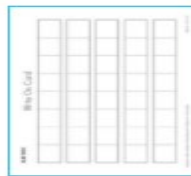
List Words: Unit 2
SLW1




Extension Words: Unit 2
SXW1



Bingo
T1



Write On Card
WOC



Word Strip Sheet
WSS

- **A Set of Interactive Games** – to build your child's understanding of the phoneme/grapheme relationship



We would recommend that your child engage in these activities for at least 10 minutes a night. It is important to emphasise that by engaging in these spelling activities that goal is not to learn to spell words from memory but rather to draw students' attention to the letter sound relationships.

We hope that your children will enjoy Sound Waves!

